



*roll your pasta to number 3*

The image shows four sheets of rolled pasta dough, likely for tortellini or similar pasta, laid out on a light-colored wooden surface. The sheets are rectangular with rounded corners and are dusted with flour. They are arranged in a slightly overlapping pattern. The wood grain of the surface is clearly visible.

© TANDY SINCLAIR 2012 ALL RIGHTS RESERVED


*cut each length 4 fingers wide*



© TANDY SINCLAIR 2012 ALL RIGHTS RESERVED



*now turn and cut into 3mm lengths*

The image shows a wooden cutting board with a vertical grain. On the board, there are approximately 12 long, thin, yellowish sticks of dough or pasta. They are arranged in a roughly parallel, diagonal pattern from the top-left towards the bottom-right. The sticks appear to be hand-cut and have a slightly irregular, textured surface. The lighting is even, highlighting the natural wood grain and the pale yellow color of the dough.

© TANDY SINGLAIR 2012 ALL RIGHTS RESERVED

*use a skewer and firmly attach one end*



© TANDY SINCLAIR 2012 ALL RIGHTS RESERVED



*now push firmly while you roll the pasta*



© TANDY SINCLAIR 2012 ALL RIGHTS RESERVED

*keep at it*



© TANDY SINCLAIR 2012 ALL RIGHTS RESERVED



*until it looks like this*



© TANDY SINCLAIR 2012 ALL RIGHTS RESERVED

*carefully remove them from the skewer*

A large quantity of small, yellow, spiral-shaped pasta pieces, likely fusilli, are spread out on a red surface. The pasta is densely packed and covers most of the frame. The lighting is bright, highlighting the texture and color of the pasta.

© TANDY SINCLAIR 2012 ALL RIGHTS RESERVED



*serve with a simple sauce*



© TANDY SINCLAIR 2012 ALL RIGHTS RESERVED